

Class Schedule

2018– January– February– March - April– 2018

1) Mystery Monday – Sweet Sixteen

1st Monday - 1/8, 2/5, 3/12

10:30-3:30

Robin

\$45

Plus pattern

It's not too late to jump in! This quilt has 2 different sizes to choose from and every other month a bonus pattern utilizing cut goods will be given out. So treat yourself to a fun afternoon of mystery. If the thought of picking your own fabric scares you we have kits available! Sizes – Lap 60" x 72" or Queen 84" x 84".



2) Retro Farmhouse Wool BOM

2nd Wed. of the month – 1/10, 2/14,

3/14, 4/11

10:30-3:30

Diane

\$100.00 then \$22.98/mo or \$349.00

in full. Includes wool, background &

accent fabric and pattern

Absolutely beautiful wools combine with your choice of background alternating Irish chain blocks to create a 63" square stunning quilt. We have grown to love our wool hand appliqué group. The project this year proves to be another winning project.



3) Fiberworks Collage Quilt

1/11 & 1/12 or 2/22 & 2/23 or 3/15 &

3/16 or 5/30 & 5/31 or 6/28 & 6/29

10:30-3:30

Robin & Diane

\$25 pattern required

Kits Available

Join us for a 2 day class to create these wonderful collage quilts featuring the patterns of Laura Heine of Fiberworks. Learn the step by step instructions on the technique to create your masterpiece. Pick from several pattern choices.



4) Pin Cushion- Sue Spargo

Thursday, 1/25

10:30-3:30

Sue Spargo

\$175 for class and kit.

Join Sue for this one day workshop and create the lovely Cana Blossom Pin Keeper (6" x 6"). This small project is packed full of possibilities... introducing the complexity of Sue's work through instruction focused on learning basic embroidery stitches, playing with 32 stitch combinations, incorporation of tiny buttons and ribbon to enhance design and experimenting with layering techniques using wool and silk velvet.



5) Folktails – Sue Spargo

Friday, 1/26, through Sunday 1/28


10:30-3:30

Sue Spargo

\$480 for 3 day class and kit.

Creating with Hand Dyed Wool and Textural Fabrics.

Join Sue for three full days of stitching in her newest creative design class! Design and hand stitch a small 18"x18" piece featuring favorite animal images from her book Folktails. This small study workshop is presented as a creative design class, allowing each participant's piece to be unique.



6) The Little Lacie Bag

Monday, 1/29
10:30-3:30

Sharon
\$15.00
Plus pattern



No need to stress about the zipper on this project, this lacey cute zipper sits right on top. Perfect bag to make for that special daughter/ granddaughter. Make multiples to hold all those sewing notions & beauty supplies.

7) Little Red Wagon wool & cotton BOM

Last Weds. Of each month
1/31, 2/28, 3/28, 4/25
10:30-3:30

Robin
\$100 + 11.49/month
Includes kit & pattern




This project makes 12 blocks that combine wool with cotton. Each month the little red wagon is filled with darling wool appliqué. Make them into a quilt or a monthly wall hanging. No machines – All hand stitched!

8) Freshman Quilter's Academy

Thurs & Fri 2/8 & 2/09
10:30 -3:30

Robin & Diane
\$45.00
Book required



This 2 part class addresses the basic workspace, tools, equipment & fabric needed to get started. Learn the proper way to cut, press & sew your project. Whether you are a novice or 20 yr. quilting veteran this class will help you perfect you're piecing! This VERY popular class fills quickly, so don't wait to register.

9) Triple Twist

Sat. 2/10
10:30-3:30

Mary Ann
\$15.00
Plus pattern



This is strip piecing with a twist! Grab up all your scraps and make this delightful quilt. You simply stitch strips together, add a background fabric, cut and sew! This is a quick quilt that you will make time and time again.

10) Snails Trail Al Fresco – Evening

2nd Tuesday of each month
2/13, 3/13, 4/10
5:30-8:30

Michelle
\$75.00
Pattern & rulers required




This quilt combines a storm at sea block with a snails trail block, using Creative Grids Rulers. It is a happy quilt in any color you choose to use. Great new tools!

11) Latitude

Sat., 2/24
10:30- 3:30

Jennifer
\$15.00
Plus pattern & kits available



Take Heart! This pattern from Moda Fabrics goes crazy with quarter –square triangles to create a stunning patchwork heart on a solid background. Perfect project to use a layer cake.

12) Painting on Fabric For Fun & Quilts 101

Thurs., 3/01
10:30-3:30

Diane B
\$35.00
Supplies included



We aim to have fun in a stress –free environment for you to learn ink painting with Tsunenoko Inks. We'll learn the dry brush technique on prepared drawing. Everyone will become an official artist in this class. Join us for some fun! This class is required for the Advance Painting class.

13) The Fall Guy Wool Appliqué

Mon., 3/05
10:30-3:30

Margie
\$15.00

Pattern required & kits available



What a wonderful use of wool to create this darling fox! Margie will take you through all the steps to make this darling table topper/ wall hanging.

14) Painting on Fabric for more fun & Quilts (Advanced)

Thurs., 3/8
10:30-3:30

Diana B
\$35.00

Includes use of inks in class




If you have taken "Painting on fabric for Fun & Quilts 101" then you're ready for more FUN! Since you're an accomplished "Artist" now, pick out one of your own photos that you would like to turn into an Art Quilt. You will receive instructions on how to enlarge your photo/drawing. Join us for a fun day of creativity and fun!

15) Circle of Friends

Mon., 3/26
10:30-3:30

Jenn
\$15.00
Book Required



Utilizing 1/2 sq. triangles and squares this quilt creates circles. All that matters is getting them in the right place and before you know it you will have great quilt. This quilt uses only half a jelly roll, plus background fabric 54"x 54"

16) Beginners Paper Piecing Mariner's Compass

Tue., 3/27 or 4/24
10:30-3:30

Denny
\$15
Pattern required




Learn Paper Piecing Basics with Denny as you create this wonderful 35" x 35" wall hanging. All on-point Mariner's Compass block surrounded with Flying Geese. Once you have caught the paper piecing bug you can join the monthly paper piecing groupies. You will be amazed at how fun and precise this technique is.

17) Panel Expression

Fri., 3/30
10:30-3:30

Mary Ann
\$15.00
Plus pattern



Let's use those panels! This simple yet eye-catching project makes up into a generous lap sized delight. Versatile for use with a vertically printed panel or a large scale print. Great for the beginner, quick for the accomplished! An awesome expression of your love for fabric panels!

18) Twilight Gardens Sampler Quilt

Starting Thurs., 4/05
10:30 – 1:00

Diane
\$60.00
Plus pattern



This gorgeous sampler evokes a garden at twilight, the light of the stars and moon that appear and softly brush the sleeping flowers. There is much calmness, simplicity and serenity in this quilt. This would be a lovely project for anyone wishing to embark on quilting, or a perfect project to "hone" your Quilter Academy Skills.

19) Appliqué Designs

Starting Thurs., 4/5

1:30 - 3:30

This appliqué workshop is an opportunity for anyone that may be somewhat intimidated by the thought of tackling a hard project. With a great book "138 Original Appliqué Designs" by Yoko Saito, some beautiful taupe fabrics and a fun support group. Let's get started! We will be making the letters and appliqué figures for the Alphabet.

Robin
\$60.00
Plus book



20) One Block Wonder

Mon, 04/30 & Tues, 05/01

10:30-3:30

These quilts are addicting!! One fabric, one shape creates a one of a kind quilt! Come see how fun and easy it is to create a "Kaleidoscope" type quilt!

Margie
\$25
Pattern required



21) Stormy Beach Bag

Tues 05/01

5:30-8:30

Using Creative Grids Rulers you will be making this very cute 20"x 20" bag. You will be ready for spring events.

Michelle
\$15.00
Pattern & rulers required



22) Row by Row BOM – 6 months

1st Sat. of each month starting May 5th

5/5, 6/6,

12:00-3:30

Using the wonderful Book "All In a Row Again" to make a row by row quilt. Michelle will teach you all the details for 2 different blocks each month, there are 23 different blocks in the book. You will then make a whole row of each block, and then ultimately put them all together for a quilt.

Michelle
\$60.00
Book Required



Class Refund Policy: Class Fees are non-Refundable. Cancellations a week or more in advance will give you a credit for a future class. Cancellations less than a week prior to your class will result in forfeiture of your class fees. No refund for Guest Teachers if less than 30 days prior to class. Thanks for Understanding!

Check the Website often as classes and events are added.
"The only thing that is constant is change"