

moda
2017 BLOCK-OF-THE-WEEK



Block 25: Twice the Friendship - Kansas Troubles Quilters, Lynne Hagmeier, Designer
Use (1) light, (1) medium, and (1) dark fabrics. Fabrics are listed in order of use.

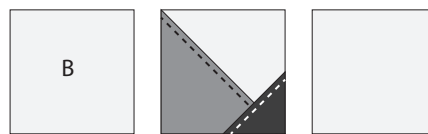
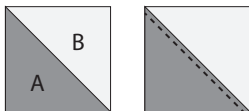
KT Layered Patchwork

- A - (9) squares, 2 1/2" x 2 1/2" (LIGHT)
- B - (2) squares, 2 1/2" x 2 1/2" (MEDIUM)
- C - (4) squares, 1 1/2" x 1 1/2" (DARK)
- = cut once diagonally, corner to corner

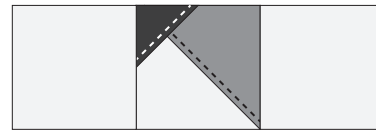
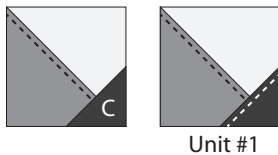
4. Lay out Unit #1's, Unit #2, and B squares. Sew into rows; press all rows toward Unit #1's. Sew rows together (press open) to create the Twice the Friendship block measuring 6 1/2" square.

Assembly

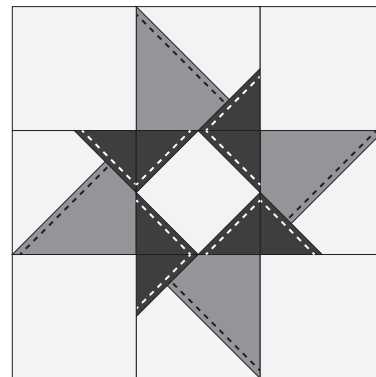
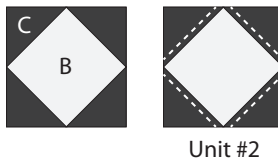
1. Layer (1) A triangle on (1) B square, right sides up and aligning corners, as shown; glue in place. Topstitch 1/8" from bias edge of A triangle with coordinating cotton thread. Make (4) units.



2. Layer (1) C triangle on unit from Step 1 with right sides up and aligning corners; glue in place. Topstitch 1/8" from bias edge of C triangle with coordinating thread. Make (4) Unit #1.



3. Layer (4) C triangles on (1) B square, aligning corners, gluing in place, and top stitching 1/8" from bias edges, as shown. Make (1) Unit #2.



moda 2017 Block Heads Participating Designers

Lynne Hagmeier of Kansas Troubles

<http://kansastroublesquilters-lynnie.blogspot.com/>

Jan Patek

<http://www.janpatekquilts.com/>

Betsy Chutchian

<http://betsysbestquiltsandmore.blogspot.com/>

Lisa Bongean

<http://lisabongean.com/>

Jo Morton

http://jomortonquilts.com/jos_journal/

Carrie Nelson

<http://blog.modafabrics.com>

Share your blocks on social media #modablockheads

moda

MODAFABRICS.COM

#showmethemoda