

Block 32: Dutchman's Puzzle - Betsy Chutchian

Use (1) light and (1) dark fabric. Fabrics are listed in order of use.

- A - (16) squares, 2" x 2" (LIGHT)
B - (8) rectangles, 2" x 3 1/2" (DARK)




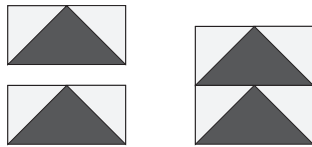
3. Lay out units, as shown. Sew into rows; press each row in opposite direction. Sew rows together (press open) to create the Dutchman's Puzzle block measuring 6 1/2" square.

Assembly

1. Layer (1) A square on one end of (1) B rectangle; pin in place. Stitch diagonally across A square. Trim to a 1/4" seam allowance and press toward B. Repeat for opposite end of B, as shown. Make (8) Flying Geese units.



2. Pin and sew together (2) Flying Geese units from Step 1; press toward top unit. Make (4) units.



moda 2017 Block Heads Participating Designers

Lynne Hagmeier of Kansas Troubles

<http://kansastroublesquilters-lynnie.blogspot.com/>

Jan Patek

<http://www.janpatekquilts.com/>

Betsy Chutchian

<http://betsysbestquiltssandmore.blogspot.com/>

Lisa Bongean

<http://lisabongean.com/>

Jo Morton

http://jomortonquilts.com/jos_journal/

Carrie Nelson

<http://blog.modafabrics.com>

Share your blocks on social media #modablockheads