

Block 24: Corn No Beans - Carrie Nelson

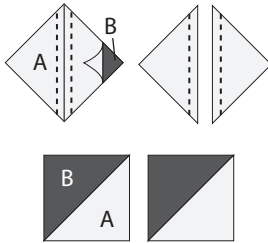
Use (1) light and (1) dark fabric. Fabrics are listed in order of use.

- A - (18) squares, 1 7/8" x 1 7/8" (LIGHT)
B - (18) squares, 1 7/8" x 1 7/8" (DARK)

3. Lay out units, as shown. Sew into rows; press each row in opposite direction. Sew rows together (press open) to create the Corn No Beans block measuring 6 1/2" square.



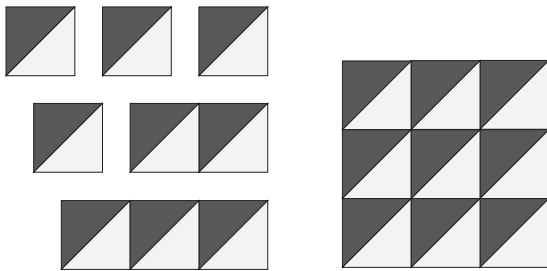
Assembly

1. Draw a diagonal line, corner to corner, on the wrong side of (1) A square and place on (1) B square, right sides together; pin in place. Stitch a 1/4" seam allowance on each side of drawn line. Cut in half and press pieced squares toward B. Make (36) pieced squares.



Unit #1's

2. Sew (9) pieced squares together into rows, as shown. Press each row in opposite direction. Sew rows together (press seams open). Make (4) units.



moda 2017 Block Heads Participating Designers

Lynne Hagmeier of Kansas Troubles

<http://kansastroublesquilters-lynnne.blogspot.com/>

Jan Patek

<http://www.janpatekquilts.com/>

Betsy Chutchian

<http://betsysbestquiltsandmore.blogspot.com/>

Lisa Bongean

<http://lisabongean.com/>

Jo Morton

http://jomortonquilts.com/jos_journal/

Carrie Nelson

<http://blog.modafabrics.com>

Share your blocks on social media #modablockheads