


moda
2017 BLOCK-OF-THE-WEEK



Block 13: Bowtie Quartet - Kansas Troubles Quilters, Lynne Hagmeier, Designer

Use (1) light and (4) dark fabrics. Fabrics are listed in order of use.

KT Layered Patchwork

A - (8) squares, 2" x 2" (LIGHT)

(4) sets of matching: (DARKS)

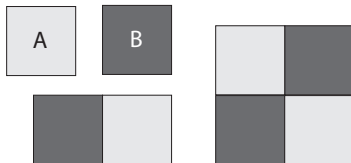
B - (2) squares, 2" x 2"

C - (1) square (cut on bias) $\frac{3}{4}$ " x $\frac{3}{4}$ "

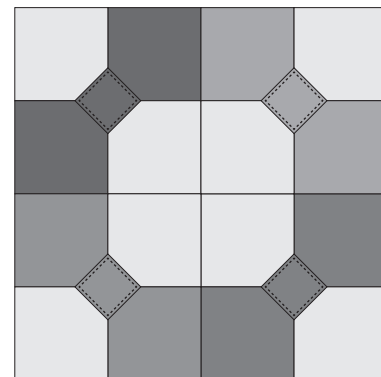
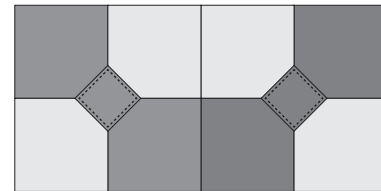
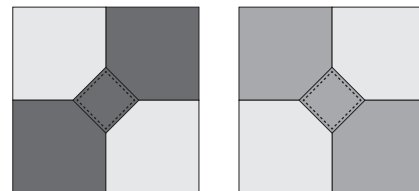
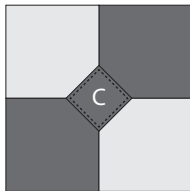
3. Lay out Bowtie units, as shown. Sew into rows; press each row in opposite direction. Sew rows together (press open) to create the Bowtie Quartet block measuring 6 $\frac{1}{2}$ " square.

Assembly

1. Sew (2) A squares and (2) matching B squares together into strips, as shown; press toward B. Sew the strips together and press seam in one direction. Make (4) Unit #1.



2. Center and pin matching C square on-point, as shown, and topstitch $\frac{1}{8}$ " from bias edges to make (1) Bowtie unit. Make (4).



moda 2017 Block Heads Participating Designers

Lynne Hagmeier of Kansas Troubles

<http://kansastroublesquilters-lynnne.blogspot.com/>

Jan Patek

<http://www.janpatekquilts.com/>

Betsy Chutchian

<http://betsysbestquiltssandmore.blogspot.com/>

Lisa Bongean

<http://lisabongean.com/>

Jo Morton

http://jomortonquilts.com/jos_journal/

Carrie Nelson

<http://blog.modafabrics.com>

Share your blocks on social media #modablockheads

moda

MODAFABRICS.COM

#showmethemoda